



**REGIONAL DISTRICT  
of Fraser-Fort George**

**REQUEST FOR PROPOSALS CS-16-03**

**NEW FRONTLINE ENGINE FOR  
MCBRIDE DISTRICT VOLUNTEER FIRE DEPARTMENT**



**TABLE OF CONTENTS**

**1.0 INTRODUCTION ..... 3**

**2.0 GENERAL INFORMATION AND INSTRUCTIONS TO PROPONENTS ..... 4**

2.1 Errors, Omissions, Clarifications ..... 4

2.2 Proposal Submissions ..... 4

2.3 Proposal Format ..... 4

**3.0 PROPOSAL EVALUATION AND SELECTION PROCESS..... 4**

3.1 Proposal Evaluation..... 4

3.2 Initial Proponent Selection Process..... 5

3.3 Selected Proponent Negotiations..... 5

3.4 Termination of Negotiations and/or RFP Process..... 5

3.5 Non-Compliance with RFP Requirements..... 5

3.6 References ..... 6

**4.0 MANUFACTURER SELECTION ..... 6**

4.1 Selection Criteria ..... 6

**5.0 CONTRACT SCHEDULE..... 6**

5.1 Award of Contract..... 6

5.2 Form of Contract..... 6

**6.0 APPARATUS FAMILIARIZATION..... 6**

6.1 Apparatus Drawings ..... 6

6.2 In-Service Training ..... 6

6.3 Service, Installation, Repair, and Operators Manuals ..... 7

**7.0 APPARATUS SPECIFICATIONS..... 7**

7.1 Minimum Requirements..... 7

7.2 Specifications Not Outlined ..... 7

7.3 Compliance with Laws and Regulations..... 7

7.4 Underwriters’ Laboratories of Canada (ULC) Standards ..... 7

**8.0 WARRANTIES AND INSURANCE ..... 7**

8.1 Chassis and Component Warranties..... 7

8.2 Manufacturer’s Insurance ..... 7

**9.0 APPARATUS DELIVERY AND PAYMENT..... 8**

9.1 Apparatus Documentation ..... 8

9.2 Apparatus Timetable ..... 8

9.3 Contract Price..... 8

9.4 Payment Schedule ..... 8

9.5 Holdback on Delivery..... 8

9.6 Late Delivery..... 8

**APPENDIX “A” ..... 9**

**APPENDIX “B” ..... 30**

**APPENDIX “C” ..... 31**

**APPENDIX “D” ..... 32**



## 1.0 INTRODUCTION

The Regional District of Fraser-Fort George (the "Regional District") invites proposals from qualified fire apparatus manufacturers for the supply and delivery of a new frontline engine for McBride District Volunteer Fire Department.

Two (2) complete copies of your proposal must be submitted in a sealed package labeled: "**RFP CS-16-03 New Frontline Engine for McBride District Volunteer Fire Department**" to the General Manager of Financial Services, by **2:00 p.m. local time, Monday, June 20, 2016**. The proponent's name and return address must be clearly marked on the outside of your proposal submission package. Late proposals will not be accepted and will be returned unopened to the proponent. **Proposals received by fax will not be accepted.**

### **Proposals must be sent to:**

General Manager of Financial Services  
Regional District of Fraser-Fort George  
3<sup>rd</sup> Floor, 155 George Street  
Prince George, BC V2L 1P8

### **All questions relating to this project must be in writing, directed to the Project Manager:**

Melanie Perrin, Fire Services Coordinator  
Regional District of Fraser-Fort George  
155 George Street  
Prince George, BC V2L 1P8  
Telephone: 250-960-4400  
Fax: 250-562-8676  
Email: [mperrin@rdffg.bc.ca](mailto:mperrin@rdffg.bc.ca)

The Regional District reserves the right, in its sole discretion, to waive informalities in proposals, reject any and all proposals, or accept the proposal deemed most favorable in the interests of the Regional District. The proponent will be competent and capable of performing the work. The proponent may be required to provide evidence of previous experience and financial responsibility before a contract is awarded.

**The Regional District will not be responsible for any costs incurred by proponents as a result of the preparation or submission of documents pertaining to this Request for Proposals (RFP).** The accuracy and completeness of the Proposal is the Proponent's responsibility. Should errors be discovered, they will be corrected by the proponent at their expense.

RFP documents may be obtained on, or after, Thursday, May 19, 2016:

- a) in a PDF (public document format) file format from the Regional District's website [www.rdffg.bc.ca](http://www.rdffg.bc.ca);
- b) in hard copy from the Regional District Service Centre, 155 George Street, Prince George, BC between 8:00 a.m. and 5:00 p.m., Monday through Friday, excluding statutory holidays; or
- c) on the *BC Bid*<sup>®</sup> website [www.bcbid.gov.bc.ca](http://www.bcbid.gov.bc.ca).

The lowest priced, or any proposal, will not necessarily be accepted and the Regional District reserves the right to reject any or all proposals, at its sole discretion without prejudice. Furthermore, the Regional District reserves the right to negotiate with any proponent or proponents at its sole discretion.



## 2.0 GENERAL INFORMATION AND INSTRUCTIONS TO PROPONENTS

### 2.1 Errors, Omissions, Clarifications

All questions and requests for clarification relating to the RFP process, and/or identification of any errors or omissions in the RFP documents, shall be made in writing to the Regional District, Attention: Melanie Perrin, Fire Services Coordinator, by mail, hand-delivery, fax to **250-562-8676**, or email to [mperrin@rdffg.bc.ca](mailto:mperrin@rdffg.bc.ca). **Questions and requests for clarifications will not be accepted over the phone.**

### 2.2 Proposal Submissions

**Two (2) signed copies of each proposal must be submitted.** Each copy shall be complete and unabridged and shall not refer to any other copy for additional information, clarification, or details.

### 2.3 Proposal Format

Proponents are asked to respond in a similar manner. Appendices "A" and "B" must be submitted on the same forms included in this RFP, no exceptions. The following format and sequence should be followed in order to provide consistency in responses and to ensure each proposal receives full and complete consideration. All pages should be consecutively numbered.

- a) Title page including RFP title and number, proponent's name and address, telephone number, fax number, email address, and contact representative.
- b) One-page Letter of Introduction **SIGNED** by the authorized signatory of the proponent which will bind the proposed statement(s) made in the proposal.
- c) Table of Contents including page numbers.
- d) An Executive Summary of the key features of the proposal.
- e) Completed Appendix "A".
- f) Completed Appendix "B".
- g) Completed Appendix "C" (if proponent elects to submit Appendix "C").
- h) Complete contact information for three (3) references (see 3.6).

## 3.0 PROPOSAL EVALUATION AND SELECTION PROCESS

### 3.1 Proposal Evaluation

All proposals will be initially evaluated by the Regional District to assess the qualifications and capabilities of proponents to meet the minimum standards specified in the RFP.

The proposal evaluation through to proponent selection will be based on the following process as deemed appropriate by the Regional District:

1. Initial proposal evaluation by the Regional District.
2. Follow up question(s) from the Regional District to proponent(s). (Optional at discretion of the Regional District.)
3. Further question(s) from the Regional District to proponent(s). (Optional at discretion of the Regional District.)
4. Interview(s) of selected proponent(s) by Regional District. (Optional at discretion of the Regional District.)



5. Follow-up interview of selected finalist(s). (Optional at discretion of the Regional District.)
6. RFP criteria scoring by the Regional District.
7. Recommendations to Board.

### 3.2 Initial Proponent Selection Process

As a result of the initial written proposal evaluation, the Regional District may, at its sole discretion, request oral presentations and enter into detailed discussions with initially selected proponents prior to preparing a short-list of qualified proponents.

The Regional District may, at its sole discretion, prepare a “short-list” of proponents which initially appear to have the necessary qualifications, based solely on the information contained in the written proposals and/or additional information that may be obtained by the Regional District. The Regional District will be under no obligation to obtain additional clarification from any proponent(s) prior to preparing an initial “short-list” or before entering into detailed discussions, or negotiations, with any proponent.

### 3.3 Selected Proponent Negotiations

The Regional District, at its sole discretion, reserves the right to enter into contract negotiations with a selected proponent, or proponents, based only on the evaluation of the written proposal(s), and/or an evaluation of the combination of the written proposals, oral presentations, and/or detailed discussions.

The Regional District reserves the right to enter into negotiations with any proponent without requiring any other proponents to make any presentations, or require any other proponents to enter into detailed discussions with the Regional District.

### 3.4 Termination of Negotiations and/or RFP Process

The Regional District reserves the right to terminate contract negotiations with any proponent, and to enter into contract negotiations with any other proponent(s) if, in the opinion of the Regional District at any time, the contract negotiations with the initially selected proponent(s) will not be satisfactorily completed in the best interests of the Regional District.

The Regional District may, at its sole discretion, reject any or all proposals at any time throughout the proposal evaluation, proponent selection, or contract negotiation process.

### 3.5 Non-Compliance with RFP Requirements

Unless explicitly stated in a proposal, all proposals shall be assumed by the Regional District to be in full compliance with the RFP requirements without exception.

All items in the proposal that are **not** in full compliance, or that vary from the specific RFP requirements, shall be clearly identified in the proposal as non-compliant and/or variant, and shall include specific reference to the relevant section in the RFP and the precise nature of the variance or non-compliance.

Non-compliance or variances with the specific RFP requirements will not necessarily result in rejection of a proposal.

The acceptance or rejection of all non-compliant items, and/or variances to the RFP requirements, shall be at the sole discretion of the Regional District, without any obligation by the Regional District to either request clarifications, enter into detailed discussions, or negotiations with the proponent(s).

All bids must be submitted with completed Appendices “A” and “B” as contained within this RFP in order to be eligible for consideration.



3.6 References

Please include three (3) references that may be contacted for purposes of confirming your company's experience in supplying and delivering this type of vehicle.

**4.0 MANUFACTURER SELECTION**

4.1 Selection Criteria

The following are the criteria and the percentage of the total score for each criterion that will be used by the Regional District to select a proponent. The list of criteria is not in any particular order of priority. The Regional District, in its sole judgment, will base the selection of a successful proponent on a combination of the following criteria:

Evaluation criteria:

Experience	20%
Compliance with RFP Requirements	30%
Delivery date	5%
Price	35%
Nearest Service Facility	<u>10%</u>
Total	<u>100%</u>

**5.0 CONTRACT SCHEDULE**

5.1 Award of Contract

The Award of Contract is expected to be made not later than July 21, 2016. All proponents will be advised in writing of the final results of the RFP evaluation process.

The Regional District, in its sole judgment, may delay the Award of Contract date as deemed appropriate by the Regional District.

5.2 Form of Contract

The contract to supply and deliver the finished apparatus to McBride District Volunteer Fire Department will be in the form of a letter of proposal acceptance, purchase order, or other format as agreed upon by the Regional District and the successful proponent.

**6.0 APPARATUS FAMILIARIZATION**

6.1 Apparatus Drawings

Final design acceptance and contract award will be conditional on the successful proponent providing **TWO (2) sets of scale drawings** showing left, right, front, and rear plan views of the apparatus. As-Built wiring diagrams as proposed will be required and are to be completed together with all dimensions. Dimensions are to be in imperial units.

6.2 In-Service Training

All proponents shall indicate the degree to which in-service training on the completed apparatus will be provided to the members of McBride District Volunteer Fire Department.



6.3 Service, Installation, Repair, and Operators Manuals

Factory service manuals, installation manuals, repair manuals, and operator's manuals shall be provided for the cab/chassis and all components comprising the completed apparatus, such as engine, transmission, front and rear axle, and engine status centre. All manuals shall accompany the apparatus when delivered to McBride District Volunteer Fire Department.

**7.0 APPARATUS SPECIFICATIONS**

7.1 Minimum Requirements

The minimum requirements for the completed apparatus are as detailed in Appendix "A" (minimum specifications) attached to and forming part of this RFP. Prospective proponents may recommend changes or adjustments to the specifications outlined where the proponent believes that such changes or adjustments will result in a better quality product in terms of efficiency, tractability, serviceability, or general operation. In all cases, the proponent should provide reasons for the recommended changes or adjustments to the RFP specifications in the initial proposal response documents.

7.2 Specifications Not Outlined

In terms of any of the apparatus specifications not detailed in this RFP, proponents are free to bid on the proposal as they choose, provided that the proponent's relevant specifications are detailed in the proposal response.

7.3 Compliance with Laws and Regulations

The completed apparatus shall comply with all relevant Federal and British Columbia motor vehicle laws and regulations and British Columbia's Worker's Compensation Board (WCB) Regulations prior to delivery.

British Columbia Motor Vehicle Inspection to be completed prior to apparatus delivery.

7.4 Underwriters' Laboratories of Canada (ULC) Standards

The apparatus shall be designed so as to comply with all relevant provisions of ULC-S515 "Standards for Automobile Fire Fighting Apparatus". The apparatus shall be fully tested and certified by a ULC Inspector to the ULC standard and have an ULC label affixed to the apparatus prior to delivery.

**8.0 WARRANTIES AND INSURANCE**

8.1 Chassis and Component Warranties

Proponents shall list the standard warranties applicable to the vehicle chassis and other components of the completed apparatus, which are included in the bid price, and document additional or extended warranties that are available together with any special provisions and applicable costs.

8.2 Manufacturer's Insurance

Proponents will be expected to satisfy the Regional District that sufficient insurance is provided to protect the Regional District's direct investment in the event the apparatus is damaged or destroyed prior to delivery.



## **9.0 APPARATUS DELIVERY AND PAYMENT**

### 9.1 Apparatus Documentation

All documentation required to register ownership in the name of the Regional District shall be provided prior to, or upon, delivery.

### 9.2 Apparatus Timetable

Proponents must indicate the anticipated schedule for the delivery of the apparatus to McBride District Volunteer Fire Department. The actual delivery date of the apparatus and training date(s) of fire department personnel must be coordinated with McBride District Volunteer Fire Department in advance and with sufficient notice in order to accommodate fire department members' work schedules.

### 9.3 Contract Price

All prices for the completed apparatus shall be stated in Canadian dollars. Any applicable Federal or Provincial taxes or levies must be included in the proposal response, but are to be listed separately from the contract price. Appendix "B" – Schedule of Prices must be completed and included in the proposal package.

### 9.4 Payment Schedule

Proponents will outline the proposed payment schedule with sufficient detail so as to allow evaluation by the Regional District of when progress payments, if applicable, may become due.

### 9.5 Holdback on Delivery

In the event it is determined that the completed apparatus does not meet the specifications outlined in the contract documents or that the completed apparatus is deficient in any way, the Regional District may, at the time of delivery, hold back sufficient funds to ensure compliance. The amount of the holdback, if any and the provisions for the release of funds shall be subject to discussion between the Regional District and the manufacturer. The conclusion of any discrepancies and/or deficiencies must occur within a reasonable period of time.

### 9.6 Late Delivery

The successful proponent will be required to notify the Regional District if, during the construction process, there is any change in the delivery date provided in the contract and the reason behind the change in delivery date.



**APPENDIX "A"**

**MINIMUM SPECIFICATIONS FOR NEW ENGINE FOR MCBRIDE DISTRICT VOLUNTEER FIRE DEPARTMENT**

**NEW ENGINE PROPOSAL SPECIFICATIONS**

If the unit is non-compliant on any of these specifications as outlined in Appendix "A", then the third column on this form MUST be completed detailing what the variation being supplied is and the reason for the variation.

		Compliant	Non-Compliant	State the variation being supplied if line item is non-compliant
<b>CAB &amp; CHASSIS</b>				
1.	Four-door custom cab, with minimum 10" raised roof. There will be seating provided for six in the cab. In-seat Scott SCBA stations to be provided in all seats except for the driver's seat and the officer's seat.			
2.	Headlights to be HID.			
3.	Air ride driver's seat and air ride officer's seat.			
4.	All side windows to be electrically controlled, with driver's window switch near driver's window in order to be within easy reach of driver. Control switch for each window to be located at each window. If possible, would like switches to control all windows to be installed within reach of Officer's seat as well. State if this can be provided _____.			
5.	All seating positions to be BC WCB compliant. Whiplash protection must be provided for a fire fighter having a height of 6'5" at a minimum. The seats providing whiplash protection must provide support to the head. The height of the back of the seat, or adjustable headrest, must be such that the top of the seat or headrest is above the top of the fire fighter's ear (perpendicular to the seat).			

		Compliant	Non-Compliant	State the variation being supplied if line item is non-compliant
6.	Two (2) driving lights, to be flush mounted in front chrome bumper (see Appendix "D" for light specifications).			
7.	All bumper cut-outs to be completed prior to chroming of bumper.			
8.	Provide for secure firefighter helmet storage in cab for all seated positions. Talon Helmet Mounts by "On Scene Solutions" is preferred.			
9.	To have Racor fuel filter with primer pump, or electric primer pump.			
10.	To have electric cab tilt pump, with manual back-up.			
11.	To include at least two (2) 12 volt outlets in the front area of the cab. Final location to be determined at pre-construction meeting.			
12.	Provide one (1) 1800 watt inverter, battery charger and transfer switch, to be installed with 120 volt outlets in the cab location. Final location to be determined at pre-construction meeting.			
13.	Provide compartment at rear of engine cover inside of cab, to have two (2) adjustable and removable shelves, to have a roll up door. Design to be finalized at pre-construction meeting.			
14.	Provide box/console on top of engine cover inside of cab for books and maps.			
15.	Windows to be tinted.			
16.	400 HP minimum. Fire service application, with synthetic oil, diesel.			

		Compliant	Non-Compliant	State the variation being supplied if line item is non-compliant
17.	Fire Department to be supplied with all of the equipment needed to do manual re-generation of exhaust, unless an engine without a re-generation system can be purchased.			
18.	Prefer engine to be provided without exhaust re-generation system. State what is being provided _____.			
19.	Sun visors both sides.			
20.	Park brake warning light.			
21.	Engine hour gauge.			
22.	Door protection – lower scuff plates.			
23.	Heater and defrosters to have maximum output available.			
24.	Cab sound proof to 80 dbls.			
25.	Two (2) hand rails at each door, prefer minimum 30” of usable rail. State what is being provided _____.			
26.	Master battery disconnect switch installed in cab. Location to be finalized at pre-construction meeting.			
27.	Interior map reading light to be red with high and low settings. To have standard bulbs for easy replacement of bulbs.			
28.	Mud flaps for both axles.			
29.	Clear emergency lights to shut off when parking brake is applied.			

		Compliant	Non-Compliant	State the variation being supplied if line item is non-compliant
30.	Two (2) tow loops installed at front of truck.			
31.	Two (2) tow loops installed at rear of truck.			
32.	If required by engine manufacturer, provide block heater with shoreline connection (1000 watt or less). Not to be auto eject. To be located by driver's door. To be thermostatically controlled. State if a block heater is being provided _____.			
33.	Safety warning system with buzzer.			
34.	Auxiliary engine cooler.			
35.	Air filter restriction gauge mounted in engine compartment.			
36.	High idle switch with cruise control option.			
37.	Exhaust to discharge to right side ahead of rear wheels.			
38.	Provide minimum of 270 amp alternator, must be available in BC.			
39.	Provide six 12 volt batteries, to be heavy duty commercial batteries.			
40.	Allison 3000 EVS automatic transmission or better, set-up for the fire service, electronic shift selector, with synthetic oil. Programmed for 5-4-3-2 auto downshift.			
41.	Dual air horn; to be mounted in front bumper. To be controlled by both driver and front passenger; dash mounted, to be determined at pre-construction meeting. To be controlled at pump panel location as well.			

		Compliant	Non-Compliant	State the variation being supplied if line item is non-compliant
42.	Dual bright mirrors heated and remote controlled, with 8" bottom convex.			
43.	Steering wheel to be tilt and telescoping.			
44.	All wiring to be protected by auto-resetting circuit breakers.			
45.	Full line of dash gauges to be provided.			
46.	To supply a "winter front" and "bug screen".			
<b>AIR BRAKES</b>				
1.	ABS air brakes with auto slack adjusters. Haldex required.			
2.	Air dryer with heater. State what type is being provided_____.			
3.	Air compressor 18.7 CFM or larger.			
4.	Pressure relief valves on air compressor and air dryer.			
5.	Midland or Wabco alcohol injector preferred. State what brand is being provided_____.			
6.	Service brake relay valve.			
7.	Spring brake relay valve with anti-compound.			
8.	NFPA rapid air build-up system, with shoreline air connection, with check valve on air tank, located by driver's door.			

		Compliant	Non-Compliant	State the variation being supplied if line item is non-compliant
9.	Spring brake modulation valve.			
10.	S-cam brakes front and rear, extended life rated.			
11.	Front air brakes, minimum 16.5 x 6 size brake shoes, non-asbestos brake lining.			
12.	Rear air brakes, minimum 16.5 x 7 size brake shoes, non-asbestos lining.			
<b>AXLES – FRONT AND REAR</b>				
1.	Manufacturer to recommend minimum front axle rating required. Axle and suspension must be rated higher than the heaviest loaded weight at a minimum. With synthetic oil. Eaton or Meritor is preferred. State what brand and size of axle is being provided _____.			
2.	24,000 lb. minimum rear axle rating required. Axle and suspension must be rated higher than the heaviest loaded weight at a minimum. With synthetic oil. Rear axle ratio to be set for maximum speed of 130km/hr. Eaton or Meritor is preferred, state what size and brand of axle is being provided _____.			
3.	10 stud pilot hubs with steel brake drums; front and rear.			
4.	Synthetic oil for hubs.			
5.	Front and rear dust shields.			
6.	Mud and snow tires to be provided. Front tires to be steering tread, prefer Michelin XZA-1 and prefer rear tires to be Michelin XDN-2. State what is being provided _____.			

		Compliant	Non-Compliant	State the variation being supplied if line item is non-compliant
7.	Tires and rims to match axle ratings. Rims to be aluminum. State the brand of rim that is being provided _____.			
8.	Self deploying On-Spot tire chains for rear axle to be included.			
9.	Driver controlled differential lock up with dash light.			
<b>DIMENSIONS – State actual measurement in blank provided.</b>				
1.	State total width of unit: _____.			
2.	State total loaded weight of unit: _____.			
3.	State actual wheel base of unit: _____.			
4.	Length of unit – prefer not to exceed 31' 5". State actual overall length of unit: _____.			
5.	State actual overall height of unloaded unit: _____.			
6.	State actual width allowance provided for walkway at pump panel: _____. Minimum width required is 27".			

		Compliant	Non-Compliant	State the variation being supplied if line item is non-compliant
<b>FIRE PUMP</b>				
1.	Hale 1050 IGPM single stage, midship fire pump, split shaft driven through vehicle drive line. No exception. Shaft to have bearings at both ends.  NOTE: Apparatus will operate in McBride, which sits at an elevation of 2369'.			
2.	Submit driveline analysis with bid. No exception.			
3.	Minimum 1710 driveline.			
<b>PLUMBING AND CONTROLS</b>				
1.	Aluminum pump module with stainless steel panels.			
2.	Panel layout to be color coded and labeled. Colors to be strong contrast for better visibility at night.			
3.	Pump access panels at front and on sides of module. Top side panels to be hinged.			
4.	Top mounted pump panel with lever controls. Rods are required.			
5.	All plumbing and valves to be galvanized steel. No exception.			
6.	Two (2) 6" suction intakes, one (1) located on each side of pump panel. Both 6" intakes to come with electric valves located inside of pump panel, electric control at pump panel. To include two (2) adaptors from 6" steamer port to 4" B.C. Fire Thread. Electric valves to be Hale Master Intake Valves on both sides, with gauges on pump panel and bleeder valves to be located at the valve and on the pump panel for both 6" suction. Bleeder valves are to exhaust outside of the pump panel, within sight of the pump operator.			



		Compliant	Non-Compliant	State the variation being supplied if line item is non-compliant
7.	One (1) 4" gated discharge, with electric valve, on left side, with 30 degree elbow. 4" B.C. Fire Thread to be provided.			
8.	One (1) 4" gated discharge, with electric valve, on right side, with 30 degree elbow. 4" B.C. Fire Thread to be provided.			
9.	Provide for two (2) 1¾" crosslay preconnect lines, to be located behind pump panel. Each preconnect hose bed must be designed to hold 200' of 1¾" double jacket structural fire hose. Hose lays to be accessible from both sides of truck. Width of each hose bed to be wide enough to provide ample room for nozzle and handle of nozzle. Exact width to be discussed and finalized at preconstruction meeting. Pre-connect hose bed cover to be provided.			
10.	Provide for two (2) 2½" crosslay preconnect lines, to be located behind the two (2) 1¾" crosslays. Each preconnect hose bed must be designed to hold 200' of 2½" double jacket structural fire hose. Hose lays to be accessible from both sides of truck. Width of each hose bed to be wide enough to provide ample room for nozzle and handle of nozzle. Exact width to be discussed and finalized at preconstruction meeting. Pre-connect hose bed cover to be provided.			
11.	One (1) 2½" gated intake, with valve, on left side.			
12.	One (1) 2½" gated intake, with valve, on right side.			
13.	One (1) 4" tank to pump, with check valve, with electric valve, electric control at pump panel.			
14.	One (1) 3" tank fill, with electric valve, electric control on pump panel.			
15.	One (1) 2½" gated discharge, with valve, on left side, with 30 degree elbow.			

		Compliant	Non-Compliant	State the variation being supplied if line item is non-compliant
16.	One (1) 2½" gated discharge, with valve, on right side, with 30 degree elbow.			
17.	One (1) 2½" direct tank fill to be provided at rear of truck. To be controlled at rear of truck with butterfly valve.			
18.	One (1) 3" discharge plumbed and capped for future use with a deck gun. Location to be in front of the preconnect hose beds so that the pump operator can more easily reach and operate the monitor.			
19.	One (1) booster hose reel to be plumbed and provided in the B-1 (back) compartment. Hose reel to be electric. Hose reel to hold largest diameter hose possible, prefer 1½". State what diameter size of hose is being provided _____ . State length of hose being provided on booster reel _____ .			
20.	Foam system to be provided; Foam Pro 2001 or better for Class A and Class B foam.			
21.	Foam is to be plumbed to the two (2) 1¾" preconnect lines, to one (1) 2½" preconnect line, to the monitor, and to the right side 2½" discharge. Bypasses to be installed on the two (2) 1¾" preconnect lines.			
22.	All discharges to have drain valves, including preconnects.			
23.	One (1) 40 gallon foam tank to be provided and installed. Tank to be located at a location that provides easy accessibility for filling. Final location of tank to be discussed at pre-construction meeting.			
24.	Heater to be below pump area. Belly pan to be easily removable. State type and size of heater being provided _____ .			

		Compliant	Non-Compliant	State the variation being supplied if line item is non-compliant
25.	Heated and closed in pump compartment, with easy access panel for maintenance.			
26.	Intelli-tank water tank and foam tank gauges. Class 1 gauges preferred. State what type of gauges are being provided _____.			
27.	Provide electronic pump discharge pressure control system. State what is being provided _____.			
28.	Provide engine throttle/pressure relief system. State what is being provided _____.			
29.	Provide electric engine display. State what is being provided _____.			
30.	Control of all valves at pump panel.			
31.	Pump pressure and compound gauges to be 4.5", if these pressure readings are not already being provided on the electronic control system. If gauges are being provided state what type is being provided _____.			
32.	All discharge gauges to be 2.5", (mounted above the control). State brand of gauge is being provided _____.			
33.	All gauges to be in Imperial units only.			
34.	Thermo relief valves on pump.			
35.	Maximum panel lighting with switch on panel. Lighting to be provided will be Amdor Luma Bar LED lights.			

		Compliant	Non-Compliant	State the variation being supplied if line item is non-compliant
36.	Fan control switch for pump compartment heater.			
37.	Switch for pump compartment light, to be located at pump panel.			
38.	Primer control. Primer to be electric and oil-less.			
39.	Engine cooler control valve.			
40.	Pump hour meter (if not already provided in the electronic control system)/			
41.	Test Ports: Pressure/Vacuum gauges.			
42.	All valves to be Akron or Elkhart valves. State what is being provided _____.			
43.	All valves to be located inside of heated pump compartment.			
44.	All valves to have bleeder/drain valves to drain hose pressure, located at valve. Control of bleeder valves for all intakes to be located at pump panel and at the valve. Bleeder discharges to be within view of the pump operator.			
45.	Prefer weather stripping to be provided around pump control handles.			
<b>HOSE BED</b>				
1.	Four (4) adjustable and removable hose bed dividers.			
2.	Interlocking plastic grating on floor – turtle tile, to be loose on floor and removable for ease of cleaning. Grating to have small sized holes.			

		Compliant	Non-Compliant	State the variation being supplied if line item is non-compliant
3.	Vinyl hose bed cover, prefer large velcro strap fasteners at rear of truck. Button snap closures will not be accepted. Bungee cord style cover secure system with hooks along top sides of body is required. Color to be determined at preconstruction meeting.			
4.	To be of such a design as to ensure that no sharp edges or angular bolt heads will be in contact with the hose in the hose beds.			
5.	To be capable of storing at a minimum: 2000' of 2½" double jacket fire hose, two (2) lays of 300' of 1 ½" forestry line, and 400' of 1¾" double jacket fire hose.			
6.	Provide a removable divider that is built for install in the hosebed, that is built to store within it four (4) pike poles stacked over each other. This pike pole "compartment" must have a latch-able door to ensure pike poles stay in place. The length of this divider will be the same length as the hosebed, which should provide sufficient space for the length of the pike poles being stored.			
<b>BODY</b>				
1.	Modular 1/8 <sup>th</sup> H32 5052 aluminum body.			
2.	All compartment doors to be roll up style, except for back compartments. State what type of roll up doors are being provided: _____.  Bottom handle of roll up doors to have reflective material so that reflective material is visible when roll up door is open.			

	Compliant	Non-Compliant	State the variation being supplied if line item is non-compliant
<p>3. Front left side compartment to have full height roll up door. Top compartment portion to have three (3) adjustable/removable shelves. Top of the bottom portion of this compartment to have two (2) roll out trays, 4" high, each with three (3) dividers to store hose appliances, etc. Would like to have the two (2) roll out trays height adjustable if possible. State if this is being provided.</p>			
<p>4. Middle left side compartment to have three (3) adjustable and removable shelves. Bottom area of compartment to store eight (8) spare Scott air bottles (in a "wine-rack" storage method).</p>			
<p>5. Rear left side compartment to have full height roll up door. Top portion of compartment to have three (3) adjustable and removable shelves. Bottom portion of this compartment to store as many spare Scott SCBA air bottles as possible. State what can be provided _____.</p>			
<p>6. Front right side compartment to have full height roll up door. Top portion of compartment to have three (3) adjustable and removable shelves. Bottom portion of this compartment to have a slide out tray.</p>			
<p>7. Two (2) narrower middle right side compartments (one (1) located on each side of center ladder rack arm) each to have a bracket for mounting a Scott SCBA unit. In the bottom portion of these compartments provide storage for one (1) Scott SCBA air bottle in a "wine-rack" type of design.</p>			
<p>8. Rear right side compartment to have full height roll up door. Top portion of compartment to have three (3) adjustable and removable shelves. Bottom portion of compartment of have heavy duty slide out tray for 6500 watt Honda generator.</p>			
<p>9. Rear compartment to be as tall/high as possible. To have barn-door style doors. Paddle latches to be provided.</p>			

		Compliant	Non-Compliant	State the variation being supplied if line item is non-compliant
10.	Compartments to be provided under walkway of transverse pump panel. Compartment doors to lift upwards to open, not to open to the side.			
11.	Fire Department would like as many compartments as possible. Compartments to be as deep as possible in order to take advantage of as much storage space as possible. Manufacturer is encouraged to be creative to take advantage of vacant space and suggest additional compartments.			
12.	Compartment door ajar indicator light and alarm in chassis cab that indicates when there is a compartment door that has not been completely latched. To operate only when the park brake is released.			
13.	All compartment floors and shelves to have easily removable plastic interlocking tiles, loose on floor, and removable for ease of cleaning. To be sweep-out design.			
14.	Air vents to be in each compartment.			
15.	Floors built to prevent "oil canning".			
16.	State the rated weight capacity of the compartments _____ lbs.			
17.	State rated weight capacity of the shelves _____ lbs.			
18.	State rated weight capacity of slide out trays _____ lbs.			
19.	Sweep out compartment floors with bottom edge lower than compartment floor. No exception.			
20.	Wiring for a 6500 watt Honda generator to be provided in the lower right rear side compartment (12 volt for generator starter and 220 volt to electric panel).			

		Compliant	Non-Compliant	State the variation being supplied if line item is non-compliant
21.	Provide one (1) 50" long pry bar. Installation location to be determined at the pre-construction meeting.			
22.	Aluminum diamond plate protection panels for the body.			
23.	Rub rails with reflective tape. Prefer 3" built on rub rails, not "C" channel. State what is being provided _____.			
24.	Handrails, steps, tow eyes, and mud flaps to conform to ULC and WorkSafe BC standards.			
25.	All wiring to be hard wired. No multiplexing.			
26.	Wires will be permanently heat ink embossed with both number and function codes.			
27.	Electrical panel not to be in the same compartment as the generator.			
28.	Lights installed in the pump compartment. Lights to be LED.			
29.	Provide siren amplifier; electric, with PA and microphone, state what is being provided _____.			
30.	Horn function to control electric horn or air horn, or hands-free for siren operation.			
31.	Two (2) 100 watt speakers installed in the front bumper (includes PA system). To meet needs of recommended siren.			
32.	Provide ladder at rear of truck in order to access hose bed. Ladder not to interfere with access to rear compartment. Zico preferred.			



		Compliant	Non-Compliant	State the variation being supplied if line item is non-compliant
33.	Tailboard to be adequate in depth for safety of fire fighters standing on tailboard.			
34.	Full width 8" step, located above rear compartment, for fire fighters to stand on while assisting in loading of hose into hose bed.			
35.	Aluminum rear wheel liners to be provided.			
36.	There will be handrails on rear beaver tail so that there are grab rails for when tele-lights are removed.			
37.	Hydraulic operated ladder rack to be on the right side of the unit and to hold one (1) 14' roof ladder, one (1) 24' two-section ladder, four (4) 2½" hard suction hoses 12' in length, and one (1) folding attic ladder.			
38.	Provide audible alarm and flashing light indicator for when ladder rack is being lowered or raised.			
39.	Entire under portion of the body, cab and chassis to be undercoated.			
40.	Left side of apparatus to provide storage for 4" hard suction hose, each hose being 12' in length. Storage to be provided by hose trays being mounted on the left side body of the apparatus. Prefer storage for 4 lengths, state what can be provided _____.			
41.	Lighting in all compartment areas to be provided by Amdor Luma Bar LED lights controlled by the compartment door opening. Lights to be mounted so that the entire compartment and each shelf area are lit. Lighting to be mounted on both sides of each compartment.			
<b>WATER TANK</b>				

		Compliant	Non-Compliant	State the variation being supplied if line item is non-compliant
1.	1000 Imperial gallons with 6" overflow.			
2.	To be constructed of Polypropylene to conform to ULC and NFPA standards.			
3.	Lifetime warranty against corrosion. No exception.			
4.	Tank drain and valve.			
5.	Provisions for a future 10" dump valve out of rear compartment.			
<b>EMERGENCY EQUIPMENT</b>				
1.	To conform to ULC standards. No exception.			
2.	Manufacturer shall provide a "Certification of Compliance" of the warning system.			
3.	Emergency lights to be controlled by individual switches, as well as to be able to be turned all on/off with one (1) master switch.			
4.	Refer to Appendix "D" – Apparatus Lighting Specifications Document.			
<b>MISCELLANEOUS</b>				
1.	Please advise in each case of make and model of specified equipment being provided in your quote, where applicable.			
2.	Back up alarm.			
3.	Must meet all DOT and CVIP standards for reflectors and lighting.			

		Compliant	Non-Compliant	State the variation being supplied if line item is non-compliant
4.	Apparatus cab to be pre-wired for two (2) VHF radios. Pre-wiring to be provided at pump operator's panel for future headset to be connected to, to be wired to VHF radio that will be located closest to the driver. Provide a closed-in weather proof box to house the headset when not in use.			
<b>GENERATOR / LIGHTING</b>				
1.	All ground lighting to illuminate automatically when the park brake is applied. All ground lighting to also be controlled by a switch in the cab.			
2.	Two (2) side body 110 volt AC duplex outlets will be supplied, one (1) to be located on each side of body at pump panel, to be 110V 15amp twist lock style.			
3.	Two (2) rear body 110 volt AC duplex outlets will be supplied, to be 15 amp twist lock style.			
4.	Ten (10) breaker circuit panel, NOT to be located in the generator compartment. Final location to be determined at pre-construction meeting.			
5.	Two (2) demountable and extendable 110 volt LED Akron SceneStar tripod "extenda lights", installed at rear of unit. To be plugged into exterior electrical box while mounted. Two (2) outlets per light to be provided so one (1) free outlet is available to be used per location at rear of unit.			
6.	Two (2) LED Akron SceneStar telescoping 110 volt AC lights will be installed; one (1) on each side of the pump panel with warning light/indicator in cab when lights extended. To be directly wired to breaker box, with a breaker for each light.			
<b>PAINTING</b>				

		Compliant	Non-Compliant	State the variation being supplied if line item is non-compliant
1.	Truck to be one color, red; fire department to supply color code.			
2.	Interior of all compartments to be painted yellow.			
3.	Reflective striping to be provided, with Canadian Flag incorporated into striping.			
4.	Body undercoating of entire under portion of body, cab, and chassis.			
<b>EQUIPMENT</b>				
1.	Built on hose wrenches, one (1) set mounted on each side of pump panel, and at rear of truck. To fit two (2) wrenches on each mount, wrenches to be used with 1½", 1¾" and 2½" couplings.			
2.	Two (2) 20lb ABC fire extinguishers to be provided and to be mounted on apparatus (exact locations to be determined at pre-construction meeting).			
<b>STORAGE</b>				
1.	Secure storage to be provided for one (1) 2½" hose clamp at rear of truck. Final location to be discussed at pre-construction meeting.			
2.	Two (2) fire axe holders to be provided. One (1) to be located on each side of the rear compartment barn doors. Location must not interfere with safe accessibility for mounting and de-mounting steps at rear.			
<b>BID TO INCLUDE</b>				

		Compliant	Non-Compliant	State the variation being supplied if line item is non-compliant
1.	A weight balance calculation.			
2.	A driveline analysis of a typical installation.			
3.	Details of service facility, hours of operation, size, locations, number of bays, paint, and body capabilities.			
4.	Number of service vehicles _____.			
5.	Confirmation that the proponent's service is not third party.			
6.	A label or decal on truck that indicates recommended fluid levels and types. Fire department to advise location of decal at preconstruction meeting.			
7.	Complete set of maintenance, service, and repair manuals for all equipment, including, but not limited to; cab, engine, pump, axles, generator, etc.			



**APPENDIX "B"**

**SCHEDULE OF PRICES FOR APPENDIX "A" – MINIMUM REQUIREMENTS**

Price submitted below reflects the full cost, excluding taxes, of the New Frontline Engine for the McBride District Volunteer Fire Department as specified in RFP CS-16-03 Appendix "A" "Minimum Requirements". This price sheet must accompany the bid package submitted.

Contract Price (not including taxes)	\$ _____
GST	\$ _____
PST	\$ _____
Other (please specify)	\$ _____
TOTAL	\$ _____
Delivery Date	_____
Nearest Service Facility	_____

\_\_\_\_\_  
Company Name

\_\_\_\_\_  
Signature

\_\_\_\_\_  
Date

**APPENDIX “C”**  
**OPTIONAL EQUIPMENT**

		Price (excluding taxes)
1.	Cost to provide Foam Pro auto fill system for foam tank.	
2.	Cost to provide electric control in the cab within reach of the driver for operating the 4” tank to pump electric valve.	
3.	Cost to install two (2) dual head radios; two (2) in cab and two (2) in a box on top of pump panel.	
4.	Cost to provide 24’ fire service extension ladder.	
5.	Cost to provide four (4) 6” diameter hard suction hose, 12’ in length, with BC fire thread fittings.	
6.	Cost to provide air conditioning in cab of truck.	
7.	Cost to provide Akron monitor with stacking tip nozzles down to ½”.	
8.	Cost to upgrade from Foam Pro 2001 to Foam Pro 2002.	
9.	Cost to provide two (2) 10’ fibreglass pike poles.	
10.	Cost to provide air tank drain controls to be routed to outside of the truck so that the air tanks can be drained without crawling under the truck. To be clearly labelled.	
11.	Cost to have the pump, valves and piping to be painted black.	
12.	Cost to provide permanent mounted electric cord reel for 110 volt, to hold 200’ of 10 gauge cord, cord to be twist lock style, to be mounted in rear compartment.	
13.	Cost to provide emergency engine shut down.	
14.	Cost to provide two (2) aluminium wheel chocks.	
15.	Cost to provide one (1) 4” gated intake, with electric valve, located at rear of the truck. Valve to be operated from pump panel. Valve to be inside of pump compartment, to have gauge located at pump panel, to have bleeder valve at pump panel, discharge of water to be within sight of pump operator.	

## APPENDIX "D"

### EMERGENCY LIGHTING SPECIFICATIONS

#### **Cab Interior:**

- Six (6) Whelen 6" Round
  - (60CREGCS – split red/white, 12 diode, switch)

#### **Ground Lighting:**

- Amdor-Luma Bar H20 Series (clear white color)
  - All ground lighting to illuminate automatically when park brake is applied.
  - All ground lighting to also be operated by a switch located in the cab
- 
- Eight (8) 20" bars to be provided:
  - One under driver's door, one under the pump panel walkway right side, one under the pump panel walkway left side, one under L1 compartment, one under L3 compartment, one under the officer's door, one under R1 compartment, one under R4 compartment.
- Two (2) 12" bars to be provided:
  - One under rear cab door right side and one under rear cab door left side
- One (1) 40" bar to be provided centered under the rear tailboard

#### **Light Bar:**

- Whelen Ultra Freedom Series Wecan Light Bar:
  - Lightbar code = FW (Length = 82", layout is of a Wecad design however we would like the light bar in a Wecan version which is FW)
  - Light bar drawing included

#### **Front End Lighting:**

- Two (2) Whelen M6 (red)
- Two (2) Whelen M6T (amber turn signals)
- One (1) Whelen M4 (clear)
- Four (4) HID Headlights (low/high beams)
- Two (2) Rigid Industries Flush Mount D2 Driving Lights

#### **Driver/Passenger Side:**

- Four (4) Whelen M6 (red)
- Two (2) Whelen ION Wide Angel Surface Mount (red)
- Four (4) Whelen M9 Scene Lights
- Two (2) Whelen 400 series 40RA5SCR (split red upper/amber lower with amber portion of the light being mid-body turn signal and the red portion being a red flasher)





**Rear End Lighting:**

- One (1) Whelen 500 series linear front load traffic advisor (TANF85-8 amber modules, which will be controlled in the cab)
- Two (2) Whelen light bezel holders (M6FCV4)
- Two (2) Whelen M6 (red)
- Two (2) Whelen M6T (amber turn signals)
- Two (2) Whelen M6BTT (red brake, tail, turn)
- Two (2) Whelen M6BUW (super LED back-up light)
- Four (4) Whelen PELCC (perimeter enhancement light for under rear steps to gain access to the hose bed)
- Two (2) L31H Rear LED Beacons (red)

**Hose Bed:**

- Two (2) Micro Pioneer MPPBCS (one mounted at front of hose bed, one mounted at the rear of the hose bed)

**Clearance Lights:**

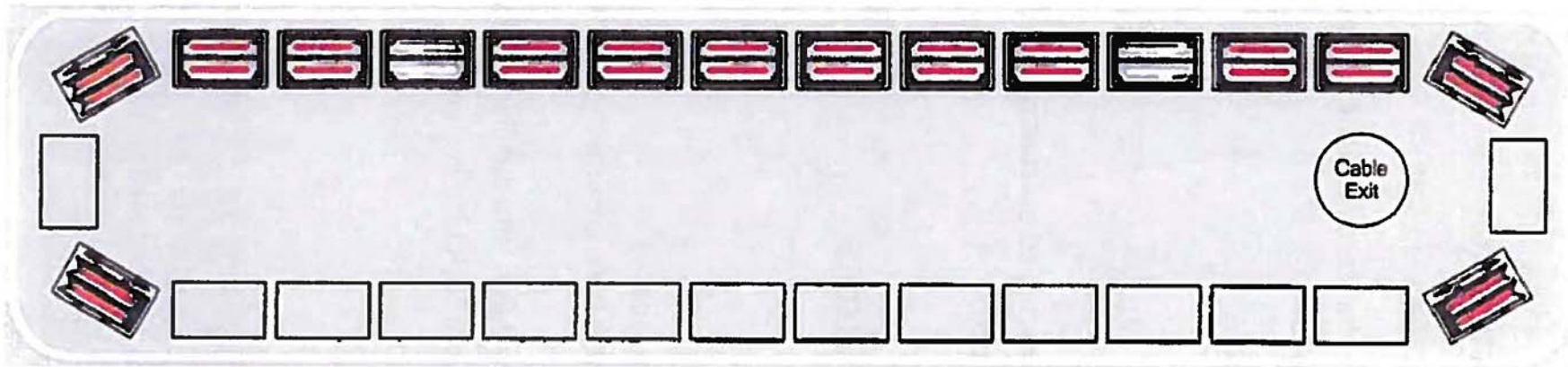
- All clearance lights are to be LED

**Notes:**


- All lights are to have clear lenses
- All lights are to have chrome bezels around them where applicable
- All emergency lights, driving lights, and auxiliary lighting to be controlled within the cab.

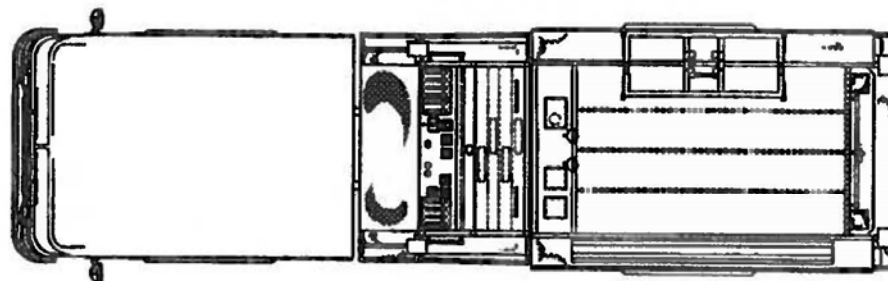
**FREEDOM SERIES LIGHT BAR ORDER FORM/WORKSHEET**

**Configuration**



**Lenses**





Whelen 6' Round  
Interior  
Lighting  
(6000K) x 6

Whelen 150mm Freedom  
(Red) 80"  
Whelen Light  
Bar

Whelen 5000  
Spot  
Light

Whelen 5000  
Spot  
Light x 4

Whelen M6  
(Red) x 2  
Whelen M6T  
(Amber) x 8  
Whelen M4  
(Clear) x 1

LED Headlights  
(High/Low) x 4  
Red Indicators  
Flash Mount  
2x Driving Lights  
x 2

20" Luma Bar

40" Luma Bar

20" Luma Bar

20" Luma Bar

20" Luma Bar

Whelen M6  
(Red)

Whelen M6  
(Red) x 4

Whelen 400 Series  
(split red/amber) x 2  
Amber being turn signal

Whelen 1000  
Wide Angle  
(Red) x 2

Whelen Power  
M600CS x 2

Whelen L314  
Down (Red) x 2  
Whelen Quarter  
Exit Light  
(Red) x 4

Whelen 5000  
Lead 500 Series  
Traffic Indicator  
(TANFBS)  
x 1

Whelen M6  
(Red) x 2  
Whelen M6T  
(Amber) x 2  
Whelen M600T  
(Red) x 2  
Whelen M600B  
(White) x 2

40" Luma Bar  
Ground Light

LED Chrome  
Lights

20" Luma Bar

20" Luma Bar

20" Luma Bar

20" Luma Bar

